

**DIAGRAM LABELLING**

1	Manufacturer	3	Name of the model
		4	Weight
2	Distributor	5	Size
		6	Manufacturing Date
		7	Identification Nr.

**FAC-SIMILE LABELLING**

1	<b>KASK S.p.A.</b> Via Firenze, 5 Chiuduno - BG - Italy	3	PROTONE 2.0
		4	300 g
		5	Adjustable 52-58cm
2	<b>KASK AUSTRALIA, PTY LTD</b> 90 Arthur Street - North Sydney Sydney NSW 2060 - Australia	6	06/2017
		7	17.XX0000.0001

**LABELLING**

BICYCLE HELMET - NOT INTENDED FOR USE IN MOTOR SPORTS OR BY MOTOR CYCLISTS. - HELMET CAN BE SERIOUSLY DAMAGED BY SUBSTANCES SUCH AS PETROL, PAINT, ADHESIVES OR CLEANING AGENTS. - MAKE NO MODIFICATIONS. - FASTEN HELMET SECURELY UNDER THE JAW. - IF HELMET SHOWS SIGNS OF DAMAGE, DESTROY AND REPLACE IT. - IF HELMET RECEIVES A SEVERE BLOW, EVEN IF APPARENTLY UNDAAMAGED, DESTROY AND REPLACE IT.

SHELL MATERIAL: POLYCARBONATE LINER MATERIAL: POLYSTYRENE	REAR 
Lic. N° SMK125341 SAI Global	

FIG. 1

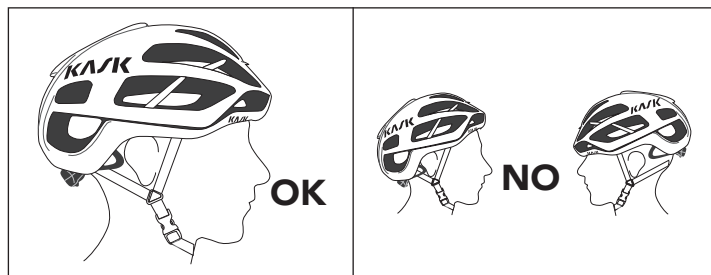


FIG. 2

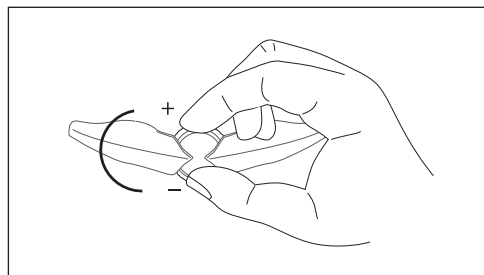


FIG. 3

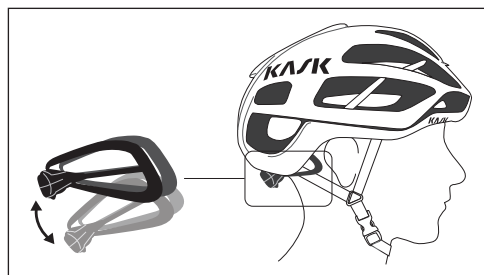
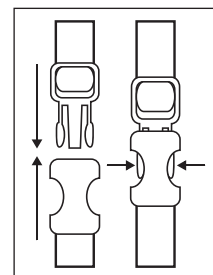


FIG. 4



**KASK**

USE AND CARE BOOKLET  
**CYCLING HELMET**

PRODUCT OF ITALY

**WARNING**

ACTIVITIES INVOLVING THE USE OF THIS EQUIPMENT FOR YOUR OWN ACTION AND DECISIONS. BEFORE USING THIS EQUIPMENT. YOU MUST:

- READ AND UNDERSTAND ALL INSTRUCTIONS FOR USE.
- GET SPECIFIC TRAINING IN ITS PROPER USE.
- BECOME ACQUAINTED WITH ITS CAPABILITIES AND LIMITATIONS
- UNDERSTAND AND ACCEPT THE RISKS INVOLVED

FAILURE HEED ANY OF THESE WARNINGS MAY RESULT IN SEVERE INJURY OR DEATH

**KASK S.p.A.**  
24060 Chiuduno, BG  
Via Firenze, 5 - Italy  
t. +39 035 4427497  
info@kask.it  
www.kask.com

Registered office:  
**KASK Australia PTY LTD**  
90 Arthur Street  
North Sydney  
Sydney NSW 2060  
Australia  
info@kaskaustralia.com.au



**AS/NZS 2063**

COD:420162 - ED. 11/2024

## WARNING

Athletic activities involving the use of this equipment are inherently dangerous. You are responsible for your own decisions and actions. Before using this equipment, you must:

- Read and understand the attached user instructions in their entirety.
- Receive relevant training involving the use of the equipment.
- Become acquainted with the capabilities and limitations of the equipment.
- Understand and accept the risks involved.

**FAILURE TO HEED THE ABOVE WARNINGS MAY RESULT IN SERIOUS INJURY OR DEATH.**

**ATTENTION TO PARENTS** This helmet should not be used by children for any activity. **DO NOT ALLOW YOUR CHILDREN TO USE THIS HELMET OR PLAY WITH IT.** Doing so can put your children at risk of serious injury or death.

## PLEASE READ CAREFULLY

**WARNING:** This helmet is intended for use in athletic activities that are extremely dangerous. **FAILURE TO HEED THESE WARNINGS OR FOLLOW THESE INSTRUCTIONS MAY RESULT IN SERIOUS INJURY OR DEATH.**

**WARNING:** Please read carefully and understand the following instructions. Use this helmet for the activities for which it is certified (see Labelling), and those activities only.

**WARNING:** Improper use of this helmet may cause serious or fatal injury. If the instructions are not followed correctly, the level of protection offered by the helmet can be significantly reduced. Before each use, please carefully inspect the helmet for any signs of visible damage.

**DO NOT USE THE HELMET IF THERE IS ANY SUSPICION OF ITS CONDITION, ESPECIALLY AFTER A MAJOR IMPACT.**

**WARNING:** It is mandatory that the user is fully aware of all the features of the helmet, its capabilities and limitations, and receives specific instructions and/or training in the proper use of the helmet from a competent and responsible professional.

**WARNING: USERS OF THE HELMET ARE FULLY RESPONSIBLE FOR THEIR ACTIONS AND ASSUME ALL RISKS FOR THEIR DECISIONS.**

KASK S.p.A., its affiliates, subsidiaries, importers, distributors and dealers will accept no responsibility in the event of any accident leading to injury or even death and will not be liable for any injury, death, loss, or damage resulting from improper use of this helmet.

## WARNINGS

- No helmet can protect the wearer against all possible impacts.
- The helmet is designed to be retained by a strap under the lower jaw.
- To be effective, a helmet must fit and be worn correctly. To check for correct fit, place helmet on head and make any adjustment indicated. Securely fasten retention system. Grasp the helmet and try to rotate it to the front and rear. A correctly fitted helmet should be comfortable and should not move forward to obscure vision or rearward to expose the forehead.
- No attachments should be made to the helmet except those recommended by the helmet manufacturer.
- The helmet is designed to absorb shock by partial destruction of the shell and liner. This damage may not be visible. Therefore, if subjected to a severe blow, the helmet should be destroyed and replaced even if it appears undamaged.
- The helmet may be damaged and rendered ineffective by petroleum and petroleum products, cleaning agents, paints, adhesives and the like, without the damage being visible to the user.
- A helmet has a limited lifespan of use and should be replaced when it shows obvious signs of wear.
- This helmet should not be used by children while climbing or doing other activities where there is a risk of hanging or strangulation if the child gets trapped whilst wearing the helmet.

## CERTIFICATIONS

This KASK helmet complies with the AS/NZS 2063:2008 safety standard for bicycle helmets.

## WARNINGS

**WARNING:** This helmet cannot always protect the user from injury. No helmet can protect the head from a blow generated by violent impact. Following major impact, even in the case of no visible damage, the helmet should be immediately replaced.

**WARNING:** Certain chemical products, especially solvents, can damage your helmet. Protect your helmet from exposure to chemicals.

**WARNING:** Paint and stickers may contain materials that can alter the physical properties of the helmet over time. Before applying any of these products, verify their compatibility with the manufacturer.

**WARNING:** The helmet can be damaged from improper care: do not sit on the helmet, pack it too tightly, drop it, allow it to come into contact with sharp or pointed objects, etc. Do not expose your helmet to high temperatures, such as leaving the helmet inside a vehicle in direct sunlight.

## SAFETY

For your maximum safety and protection:

### ALWAYS

- Always wear a helmet whenever and wherever you ride, even on a short ride. Accidents can occur anywhere, and at any time.
- Always ride responsibly. Your safety is your own responsibility. Observe and follow all traffic laws and regulations.
- Always wear a helmet of appropriate size and brightly coloured clothing.
- Always wear a helmet low in the front to protect your forehead.
- Always check the adjustments every time you wear your helmet, tighten the chin strap and securely fasten the buckle.
- Always inspect your helmet and its straps regularly for signs of wear or damage. Replace your helmet immediately if it shows any visible signs of wear or damage.
- Always replace your helmet after an accident, even if there is no visible damage.
- Always watch carefully for parked cars and drivers turning in front of you. Drivers often do not see the bicycle or the rider.
- Always wear a helmet designed specifically for cycling activities.

### NEVER

- Never take unnecessary risks just because you are wearing a helmet.
- Never wear your helmet with the buckle unfastened.
- Never wear anything under your helmet except for a winter cap accessory specifically designed for your helmet and supplied by your helmet manufacturer.
- Never assume that vehicle drivers can see you. Drivers often do not see the bicycle or the rider.
- Never ride at night without proper lighting or reflectors.
- Never wear this helmet while riding a motorcycle or other motorised vehicles.
- Never wear a helmet that has been in an accident, even if no damage is visible.
- Never wear someone else's helmet.

## INSTRUCTIONS

As a protective measure, this helmet must be worn at all times during athletic activity. For adequate protection, it is important that the helmet be sized correctly and fit the head properly to offer optimum comfort and safety. The helmet should be adjusted to fit the user; for example, the straps should be positioned so that they do not cover the ears, the buckle should be kept away from the jawbone, and the straps and buckle should both be adjusted so that they are comfortable and secure. After properly buckling and adjusting the strap, always check that the helmet is not excessively tight; nor should it move freely back and forth (see Fig. 1).

## HELMET ADJUSTMENT

Put on the helmet by rotating the rear dial (clockwise to tighten and counter-clockwise to enlarge) until you obtain the desired fit (Fig. 2). Position the size adjustment system in the zone of the nape (Fig. 3), regulating it in height. Close the strap by inserting one side of the buckle into the other, (Fig. 4). Tug to check that the buckle is secure. Adjust the length of the neck strap to fit the helmet securely to your head. The rubber ring should be placed at the end of the strap to keep it from dangling. To remove the helmet, open the neck strap by pushing both side buttons on the snap buckle at the same time (Fig. 4).

**WARNING! DO NOT** use the helmet if you cannot adjust it to achieve the correct fit in accordance with these instructions or the helmet does not feel comfortable and stable while riding. Contact your dealer or call the manufacturer directly for assistance.

## REPLACEMENT PARTS

If necessary, contact the dealer or the manufacturer directly. None of the original components of the helmet may be changed and/or removed without the manufacturer's approval. The helmet should not be modified to attach any accessories except for those supplied by the manufacturer.

## ACCESSORIES

Check with the dealer or manufacturer whether accessories are available. If they are supplied with the helmet, follow the mounting instructions that come with the accessory. Only accessories approved by the manufacturer should be used.

**CLEANING:** Clean the helmet only with water, mild soap and a soft, clean cloth, allowing it to dry naturally at room temperature. The inner padding should be washed by hand in cold water. If removable, it can be removed and washed by hand in cold water or in a washing machine (max. 30°).



**CAUTION:** Avoid using chemical cleaners, solvents, degreasing products. Petroleum-based solvents are particularly dangerous. They can damage a helmet and significantly impair its protective qualities. Products cleaned using methods other than those recommended in this information note are grounds for exclusion from the manufacturer's guarantee.

## STORAGE

When not in use, the helmet should be stored away from direct sunlight and sources of heat, and we recommend putting it back in the original package. Do not leave your helmet in your car or anywhere else near direct or indirect heat. Do not apply adhesives, solvents, stickers, or paint that do not comply with the manufacturer's specifications. Any alteration or intervention not provided for may impair its protective function.

## TRANSPORT

Given the type of device (helmet), no particular instructions are necessary for its transport.

**WARNING! DO NOT** use the helmet if it has been exposed to high temperatures and/or damaged by heat.

## LIFETIME & INSPECTION

The helmet's lifetime depends on a variety of factors which cause its deterioration, including sudden temperature changes, degree of exposure to sunlight, and the intensity of use. Inspect the helmet regularly to check for any damage! Cracks, detached parts, warping, flaking, and changes in colour are significant elements for verifying the helmet's state of deterioration. In any case, we advise replacing it after approximately three (3) years from the original date of purchase, as over time its capacity for protection decreases due to aging of the materials. Inspect helmet periodically for damage and/or deterioration. If you find any cuts, abrasions, or other visible damage, contact the manufacturer to have the helmet inspected before further use.

## LIMITED WARRANTY

KASK helmets are warranted against defects in materials and/or workmanship for a period of two (2) years from date of purchase. KASK will replace or repair any KASK helmet found to be defective during the warranty period solely based on assessment with proof of purchase. This warranty is applicable to purchases made in Australia and New Zealand from an authorised KASK distributor, dealer and/or retailer. You must establish proof of purchase in order to obtain the warranty service or replacement. Helmets purchased through unauthorised retailers are NOT covered under this warranty. Only authentic KASK products are warranted. This warranty does not cover any product damage resulting from accidents and/or negligence, product misuse, abuse, neglect, alteration, improper care and incorrect use. KASK is not responsible for direct, indirect or accidental consequences, or any other type of damage befalling or resulting from the use of its products. This warranty does not cover any representation or warranty made by dealers beyond the provisions of this warranty. This warranty gives you specific legal rights, in addition to other rights, which vary from state to state.

## LABELLING

Information contained on the inside of the helmet, printed on the label, should not be removed.