

BMC Roadmachine 

Yes, it's Roadmachine.

Intro

Twelve years ago, BMC launched the Granfondo, a bike that was aimed at what it now defines as “the endurance rider”, offering a welcome mix of compliance and performance, which saw it prove itself against the harsh demands of racing on cobbles. This led to the Roadmachine, four years later, a bike that revolutionized the endurance segment. Since then, the first Roadmachine model and 2020-released gen2 have become the benchmark for integration, compliance and performance in this very segment.





Intro

With the continuation of the Roadmachine legacy, we build further on four years of development, BMC is ready to re-set the standard within endurance bikes.

As riders habits evolve, so too do the bikes they ride, hence why we've future-proofed this Roadmachine by optimising it with road-smoothing 32 mm tires — think fast accelerations, controlled flex and reactive handling — and thrown in the welcome capability to take 40 mm gravel tires, making it a ride-anything bike that redefines the one-bike collection.

The latest Roadmachine family offers a bike for all riders: the premium Roadmachine 01, the all-rider focused Roadmachine, the gravel-ready Roadmachine 01 X and Roadmachine X.

Expanding this another step further this newest Roadmachine family now has, the TQ-powered Roadmachine 01 AMP and Roadmachine 01 AMP X which join the current collection of Mahle-powered Roadmachine AMPs, enabling riders to go further and faster.

The Endurance Formula



BMC Endurance Formula – Industrial Design

Industrial Design – More Than Just a Kink

The industrial design team at the BMC utilized their expert understanding of our genuine design language to expand upon the original kinked seat stays found on the Paris Roubaix winning Granfondo, this design ‘quirk’ improves compliance and comfort at the rear of the bike. When matched with the flex found in the seat post and seat tube, this Roadmachine allows you for more comfort to enjoy every surface for longer.

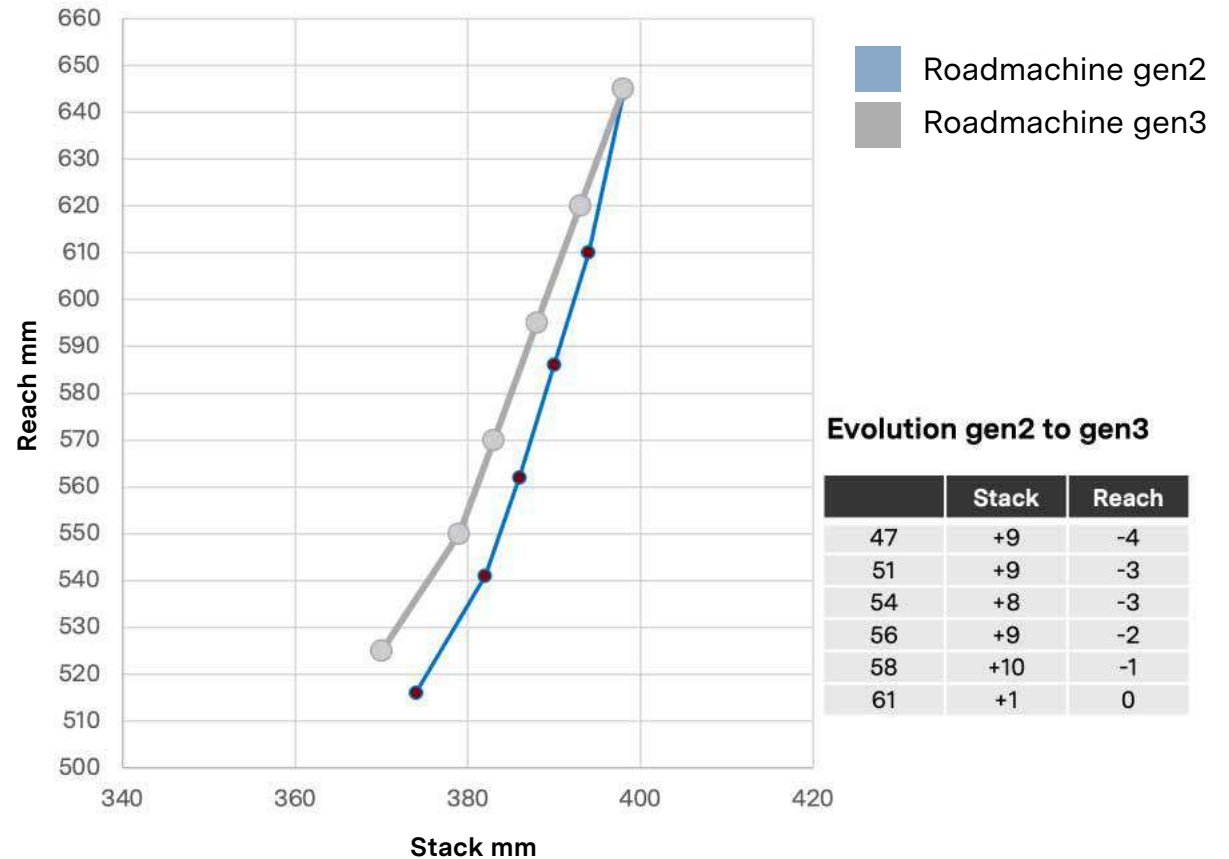


BMC Roadmachine Formula

The evolution of the Roadmachine frame geometry delivers an enhanced fit tailored for all riders and almost every purpose. In order to accommodate larger tires, we have thoughtfully adjusted the geometry: a 415mm short rear center ensures responsive bike handling. Complemented by slightly opening the head angle, higher the stack and reducing reach, these refinements collectively make the Roadmachine an ideal choice for those seeking a bike that effortlessly goes that extra mile.

It's fast, it's capable, yes, it's a Roadmachine!

Roadmachine gen2 vs gen3





BMC Endurance Formula

Our endurance formula recipe

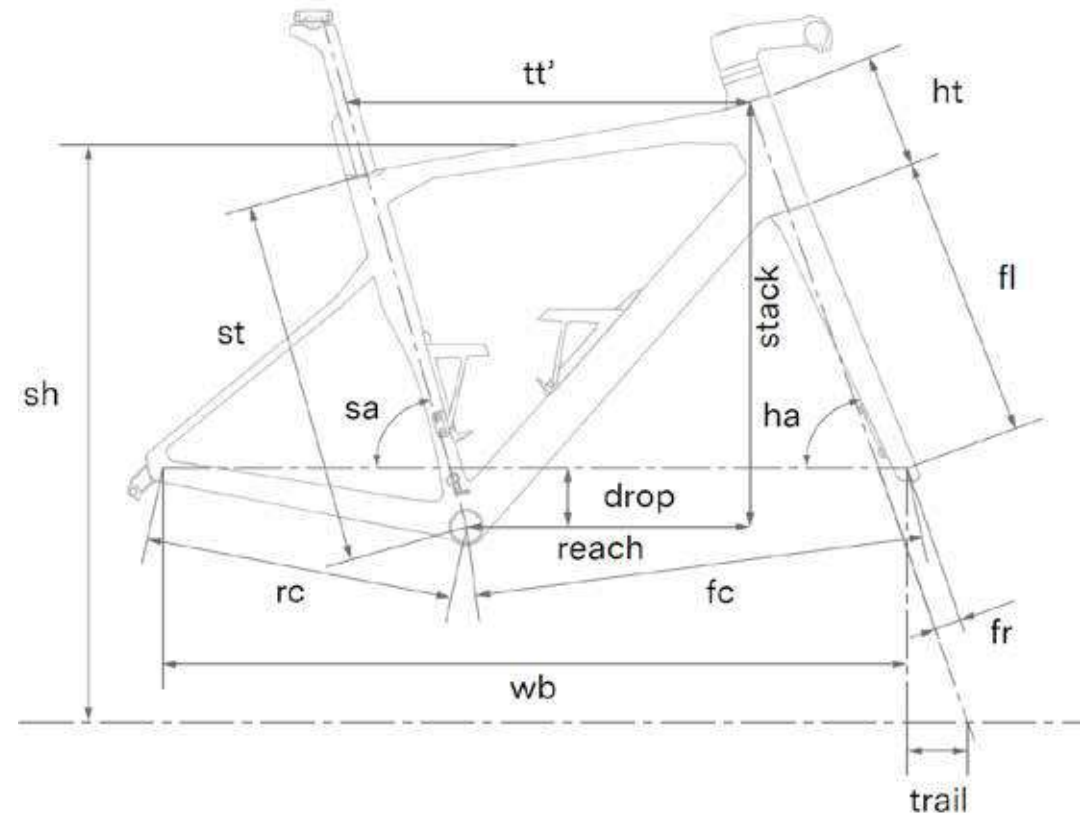
Shorter rear center, higher stack and shorter reach compared to the previous generation of Roadmachine.



-  Roadmachine gen2
-  Roadmachine gen3

Endurance Formula: Roadmachine Geometry

Size	47	51	54	56	58	61
Rider height (cm)	<160	158-174	172-180	178-186	184-192	>190
Stack	525	550	570	595	620	645
Reach	370	379	383	388	393	398
Seat Tube (st)	414	461	488	508	529	550
Top Tube (tt)	520	537	546	559	571	581
Headtube (ht)	112	138	154	181	207	233
Seat Tube Angle (sa)	74.2	74.2	74.2	74.2	74.2	74.2
Head Tube Angle (ht)	71.4	71.4	72.2	72.2	72.2	72.2
Rear Center (rc)	415	415	415	415	415	415
Front Center (fc)	579	596	594	607	620	633
Wheelbase (wb)	982	1000	997	1010	1023	1036
BB drop (drop)	75	75	75	75	75	75
Fork Length (fl)	379	379	379	379	379	379
Fork Rake (fr)	50	50	45	45	45	45
Trail	63	63	63	63	63	63
Standover (sh)	726	762	786	807	828	849



Highest Level of Carbon Layup

Our Impec Lab engineers gave life to a bike that is reactive, precise and playful to ride. All the best characteristics and everything you want from an endurance bike.

We can hear you thinking, 'I can't believe they did that by just cutting a massive hole in the downtube for a storage-solution and then increasing compatibility for bigger tires.'

Of course we used all of our ability and resources to select and use the best in class materials available for the Roadmachine. We could bore you to death with engineering facts but the best way to explain what we did is to just take the Roadmachine for a ride.

It rides like a true BMC and yes, it's a Roadmachine.

Roadmachine 01 frameset weight*

Frame	963 g
Fork	448 g
Seatpost	179 g

*lightest finish, size 54

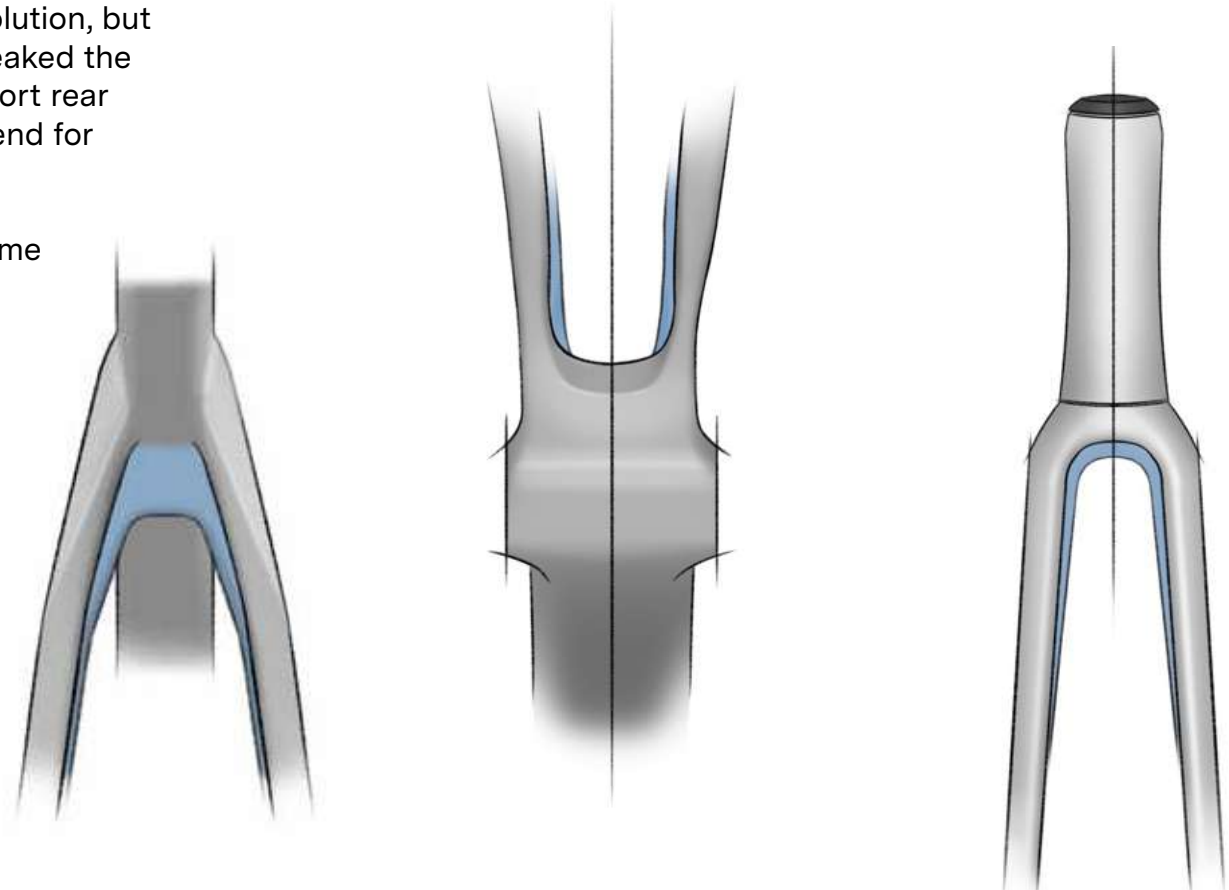
Yes, it's road
Yes, it's gravel
Yes, it's comfortable
Yes, it's lightweight
Yes, it's capable
Yes, it's integrated
Yes, it's visible
Yes, it's on-ride carry
Yes, it's fast

Yes, it's Roadmachine.



Capability

Engineering a road bike optimized for 32–35 mm tires with the capability to take 40 mm tires represents evolution, but it required a rethink. With bigger wheels, we tweaked the geometry to stick to the endurance formula: a short rear center, perfect BB placement, and snappy front end for fast riding.

From an engineering standpoint, the updated frame retains many signature BMC hallmarks, including TCC (Tuned Compliance Concept) Endurance technology - achieving the required amount of vertical compliance -, the D-shape seatpost, ICS (Integrated Cockpit System) cockpit and stem solutions, but now in a more relevant package for today's rider and matched with BMC's highest level of carbon layup to date.



40 mm Tire Clearance

-  Roadmachine gen2
-  Roadmachine gen3

Industry-leading Integration





Industry-leading Integration

Functionality, integrated

We were tired of seeing you strap an ugly saddle bag onto your precious steed, we were tired of having your rear light blind us for half of the group ride, we were tired of hearing you ask us what that rattling noise from your cables inside of your downtube was...

Based on how riding has changed since the previous generation of the Roadmachine, but also looking forward to how cycling may change during the life cycle of this generation, BMC saw room for functional improvement, and in the true BMC way, how we could integrate these in a sleek package.

Leading the BMC engineers to develop an integrated storage compartment in the downtube for on-ride essentials, integrated rear light design, a frame-saving chain catcher across all models, full-fender compatibility to the entry-level Roadmachine, plus a D-fender specific design for the cleanest and most lightweight fender option.

Industry-leading Integration

Downtube Storage Bottle Cages

What if there was a neat solution for carrying your on-ride absolute essentials? Well, the BMC engineers thought of that too.

Creating an aerodynamic yet fully functional storage solution for the Roadmachine that is not immediately visible but wait until you twist the dial on the downtube's integrated bottle cage (01 level) or cover, revealing the purpose designed stash bag to store those ride must haves. Sleek, integrated, performance-driven design.



Roadmachine / Roadmachine X
Downtube Storage

Roadmachine 01 / Roadmachine 01 X
With integrated Bottle Cage & Downtube Storage

Industry-leading Integration

Integrated Rear Light

Safety has become more than just an optional extra; it's mandatory. Our minimally-constructed integrated rear light syncs with the D-shape seatpost in an ultra-compact form.

As riders encounter traffic, tunnels and changing conditions, an integrated rear light that's USB chargeable and easily attached/detached from the seatpost, delivers peace of mind.

A perfect example of what functional integration means to us.

Industry-leading Integration

ICS - Integrated Cockpit Solutions

Our benchmark ICS solutions are featured across almost the entire Roadmachine range.

Top models in the Roadmachine 01 collection feature our new ICS Carbon Evo cockpit, which has a revised form for a better fit but still deliver that signature BMC comfort and control. Super lightweight, check. Stiff, check. 8° flare for added control, check.

All Roadmachine 01 X and Roadmachine X models feature the vibration-dampening ICS MTT suspension stem, for more comfort on all surfaces.

Using Redshift's proven ShockStop technology, the BMC engineers were able to design an advanced and finely crafted suspension stem that gives riders up to 20 mm of tunable suspension.

Plus, carbon co-molded channels guide brake and shifting hoses through the frame and around the downtube storage compartment for a completely rattle free ride.



Industry-leading Integration

Fender and Top Tube Mounts

We valued the feedback from our BMC riders, and mounting options were a must.

So with our latest Roadmachine, we developed the most winterproof bike possible, with full-fender compatibility across the base models of the Roadmachine range, featuring mounting points on fork and frame for bolt-on fenders and bike bags too, plus BMC designed D-fender compatibility across all Roadmachine platforms for the most simplified and lightweight approach to reducing road spray.


All Roadmachines feature top tube mounts for bolt-on bags, the easiest access to essentials whilst riding.

Industry-leading Integration

Chain Catcher

Details matter, when it came to functional integration, the BMC engineers not only considered the more innovative concepts, such as our integrated rear light, but the basics too.

This is no more evident than the integration of a chain catcher across the entire range of Roadmachines, protecting your valued frame from any unwanted chain drop damage.



Industry-leading Integration



Stealth Dropouts

A design touch that is becoming prevalent across the BMC range, the latest generation of Roadmachine also features our stealth dropout design. Not only are the stealth dropouts a beautifully designed element with a clean aesthetic touch, but they also have a performance impact by helping keep airflow tidy and undisrupted.

Roadmachine comparison chart

	Roadmachine 01	Roadmachine	Roadmachine 01 X	Roadmachine X
	Roadmachine 01 and Roadmachine are your companions for fast endurance rides, the bike that riders always wanted and needed, redefining the one-bike collection, offering unparalleled versatility and performance.		The Roadmachine 01 X and Roadmachine X represent the gravel-ready iterations, equipped with MTT Suspension Stem, gravel-optimized tires, and a 1x drivetrain. With these X-versions, the possibilities are limitless to explore almost any terrain with confidence and ease.	
Integrated Rear Light	✓	✓*	✓	✓*
Downtube Storage	✓	✓	✓	✓
RM Bottle Cages	✓	✓*	✓	✓*
Full Fender Compatibility	○	✓	○	✓
Cockpit	ICS Carbon Evo Cockpit / Stem-Handlebar combos	Stem-Handlebar combos	ICS MTT Suspension Stem	
Drivetrain	2x (1x compatible)		1x (2x compatible)	
Tires	30 mm		34 mm	
Tire Clearance	40 mm			

*not included, but compatible

BMC



Roadmachine

