

## Size and Fit Info

Size: One size fits all

Our sunglasses effortlessly conform to your unique face shape, no exceptions.

Fit: Wide

Bridge and nosepad: High Bridge Fit

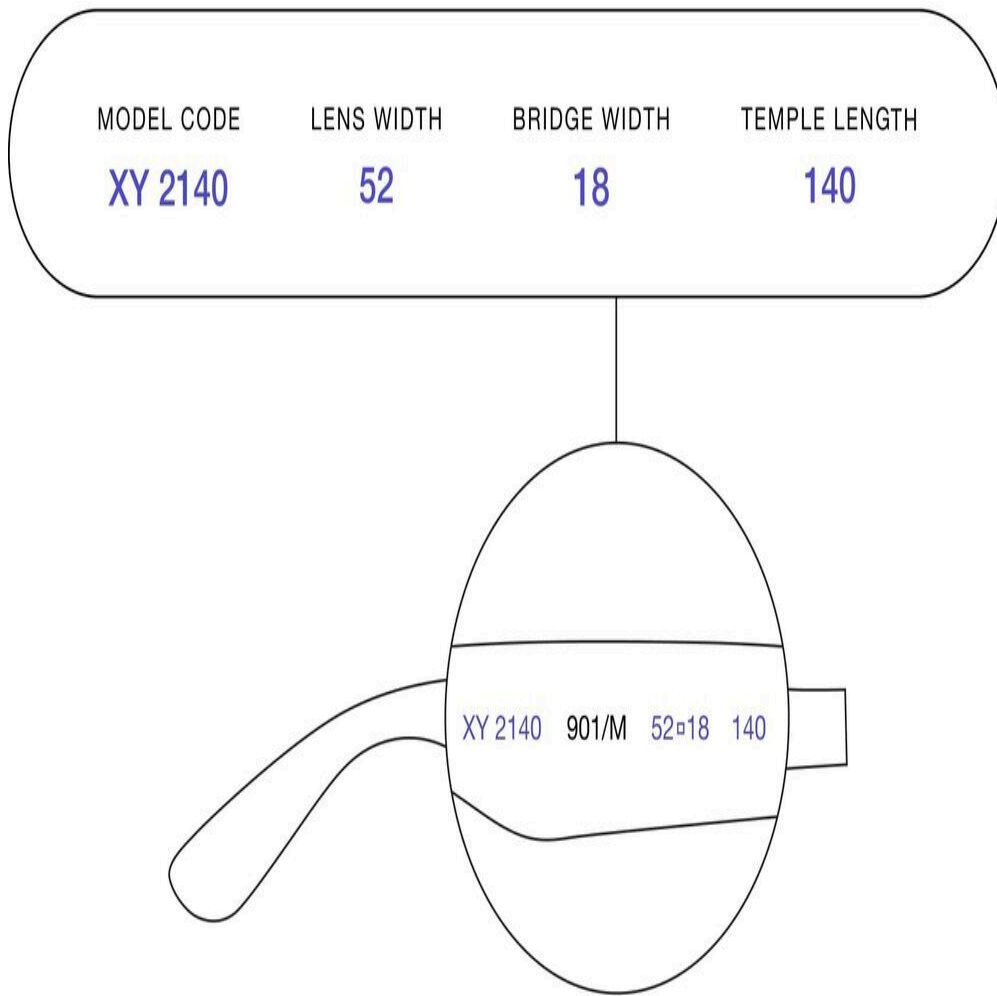


### FIT INFORMATION

What's the fit? The fit is an aesthetical information indicating the amount of face coverage for a specific size. The frames shown in the image are all the same size but have different fit.

The three possible fittings are:

- Narrow: A small lens front designed to fit those with a slightly narrow head.
- Regular: A large lens front designed to fit those with an average-sized head.
- Wide: A large lens front designed to fit those with a wide head.



## FRAME SIZE

**Size:** One size fits all. Our sunglasses effortlessly conform to your unique face shape, no exceptions. If you already have a pair of glasses, check for engraved numbers on the inside of the temple. The first one is the **Model code**, then the **Lens width** and **Bridge width**. There is usually a third number which represents the **Temple Length**, which is the measurement in millimeters of the 'arms' of the frame. Sometimes there is also a fourth number which is the **Lens Height**.

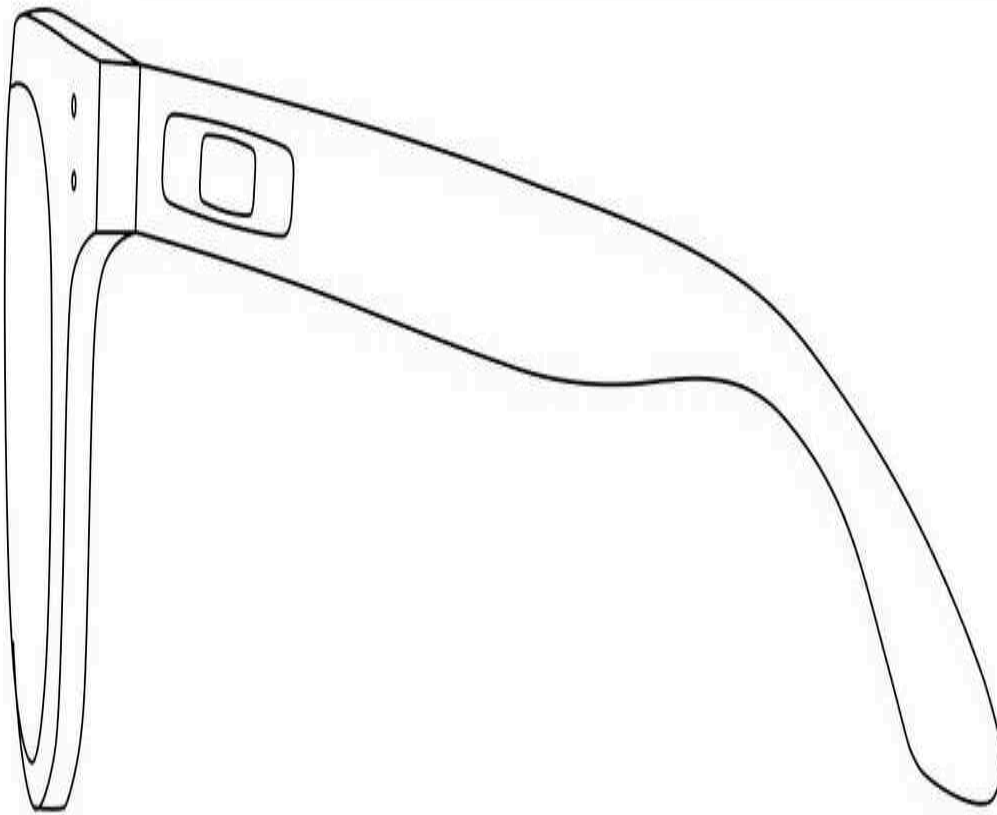
Each of these numbers is measured in mm. Frames are measured in millimeters. We've included this information for each of our frames to help you estimate how they'll fit your face.

## FRAMES AND LENSES

- Size - XXL (141mm)
- Lens Height - 43.6 mm
- Frame Width - 141 mm
- Arm Length - 128 mm
- Lens Width - 66 mm
- Bridge Width - 17 mm



TEMPLE LENGTH

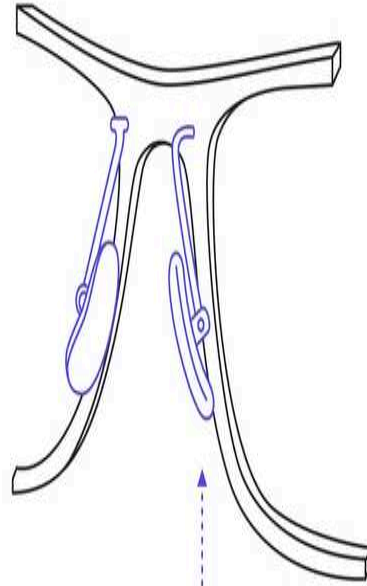



## BRIDGE AND NOSEPADS

What are the bridge and nose pads?

This functional information describes the different types of the bridge and the nose pads. The options are: **High bridge fit:** Offers a more secure and comfortable fit if you have a high nose bridge and lower cheekbones. A good choice if your nose sits above your pupils. **Low bridge fit:** Offers a more secure and comfortable fit if you have a low nose bridge and higher cheekbones. A good choice if your nose sits lower than your pupils. **Universal fit:** Offers a comfortable fit and accommodates most people. **Adjustable nose pads:** Nose pads that can be widened or narrowed to fit your unique nose shape.





NOSE PADS