

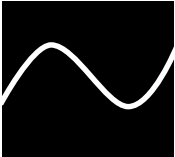




ASTM RIDING CONDITIONS CLASSIFICATIONS

BIKES

CONDITION	DESCRIPTION
 1	<p>This is a set of conditions for the operation of a bicycle on a regular paved surface where the tires are intended to maintain ground contact.</p>
 2	<p>This is a set of conditions for the operation of a bicycle that includes Condition 1 as well as unpaved and gravel roads and trails with moderate grades. In this set of conditions, contact with irregular terrain and loss of tire contact with the ground may occur. Drops are intended to be limited to 15cm (6") or less.</p>
 3	<p>This is a set of conditions for operation of a bicycle that includes Condition 1 and Condition 2 as well as rough trails, rough unpaved roads, and rough terrain and unimproved trails that require technical skills. Jumps and drops are intended to be less than 61cm (24").</p>
 4	<p>This is a set of conditions for operation of a bicycle that includes Conditions 1, 2, and 3, or downhill grades on rough trails at speeds less than 40 km/h (25 mph), or both. Jumps are intended to be less than 122cm (48").</p>
 5	<p>This is a set of conditions for operation of a bicycle that includes Conditions 1, 2, 3, and 4; extreme jumping; or downhill grades on rough trails at speeds in excess of 40 km/h (25 mph); or a combination thereof.</p>

SALSA CYCLES



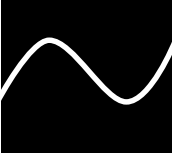


6400 West 105th Street, Bloomington, MN 55438

Tel: 877-MOTO-ACE Fax: 952-983-6210

www.salsacycles.com

ASTM RIDING CONDITIONS CLASSIFICATIONS

PARTS & ACCESSORIES

CONDITION	DESCRIPTION	MODELS	
 1	<p>This is a set of conditions for the operation of a bicycle on a regular paved surface where the tires are intended to maintain ground contact.</p>		
 2	<p>This is a set of conditions for the operation of a bicycle that includes Condition 1 as well as unpaved and gravel roads and trails with moderate grades. In this set of conditions, contact with irregular terrain and loss of tire contact with the ground may occur. Drops are intended to be limited to 15cm (6") or less.</p>	All Racks Casseroll Fork Colossal Fork Cowbell Handlebars	LaCruz Canti Fork LaCruz Disc Fork Marrakesh Fork Vaya Forks Warbird Forks
 3	<p>This is a set of conditions for operation of a bicycle that includes Condition 1 and Condition 2 as well as rough trails, rough unpaved roads, and rough terrain and unimproved trails that require technical skills. Jumps and drops are intended to be less than 61cm (24").</p>	Bearpaw Fork Cromoto 26" Fork Cromoto 26" Disc Fork Cromoto Grande 29er Fork Enabler Fork	Firestarter Forks Makwa Carbon Fork Powderkeg Tandem Fork Woodchipper Handlebars
 4	<p>This is a set of conditions for operation of a bicycle that includes Conditions 1, 2, and 3, or downhill grades on rough trails at speeds less than 40 km/h (25 mph), or both. Jumps are intended to be less than 122cm (48").</p>	Bend Handlebars Rustler Handlebars Salt Flat Handlebars	
 5	<p>This is a set of conditions for operation of a bicycle that includes Conditions 1, 2, 3, and 4; extreme jumping; or downhill grades on rough trails at speeds in excess of 40 km/h (25 mph); or a combination thereof.</p>		

SALSA CYCLES

6400 West 105th Street, Bloomington, MN 55438

Tel: 877-MOTO-ACE Fax: 952-983-6210

www.salsacycles.com